

Print-Ready PDF Files

When supplying a file for print to The Printing Factory, it must be supplied as a Print-Ready PDF.

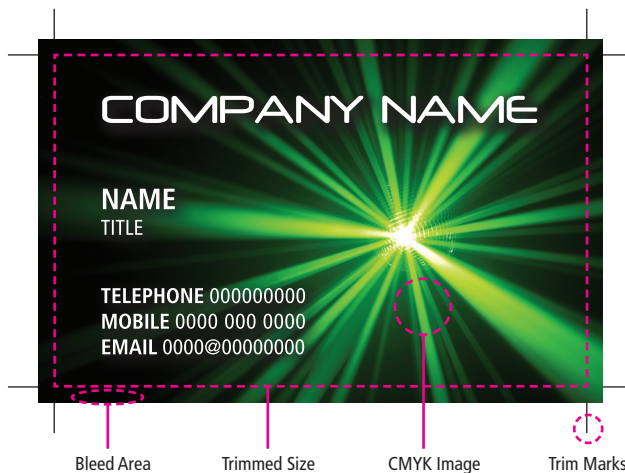
Please ensure that colours are CMYK & PMS colours where required. RGB Colour must be converted to CMYK. (RGB colour is not suitable for printing).

Your document size must be the finished size plus 2mm bleed on all edges. Resolution should be 300dpi.

Multiple-page documents should be supplied as a single PDF file. Example: Double-sided business cards
Page 1 = Front, Page 2 = Back

We do not accept files such as Microsoft Word (.doc / .docx), Publisher (.pub) or PowerPoint (.ppt).

Example of a Print-Ready PDF file:



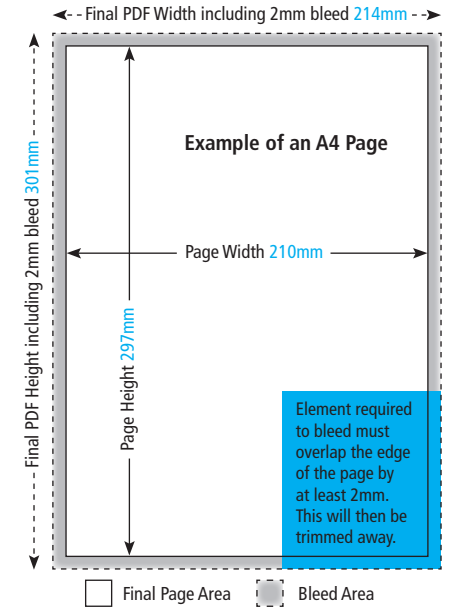
What is bleed and how is it used in print?

This is one of the most common questions we answer at The Printing Factory.


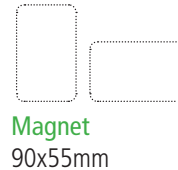
Bleed is a specific area (usually 2mm) added to each outside edge of a page as an aid for the finisher to be able to trim the final document correctly.

Any element (photo, colour etc.) that comes to the edge of your page must overlap the edge by at least 2mm.

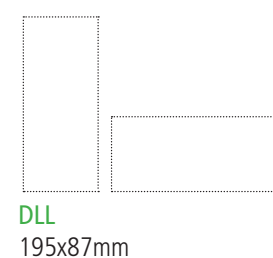

Using Bleed ensures a professional finish to your job.



Popular Sizes and Finishes



A4 Folded to DL
210x297mm
Panel Size 210x99mm



A Series Paper Sizes
A3 420x297mm
A4 297x210mm
A5 210x148.5mm
A6 148.5x105mm

